


# Beginner Guitar Music Theory

*Compiled by*

*Rodolfo Gonzalez, Ed. D.*

© 2015



## *Learn To Read Basic Music Notation*



staff  
flat  
double bar  
Fine  
leger lines  
scale  
round  
notes and rests


treble clef  
time signature  
repeat sign  
Da Capo al Fine  
descending  
major scale  
beat

key signature  
measure  
1<sup>st</sup> & 2<sup>nd</sup> endings  
lines  
ascending  
natural minor scale  
metronome

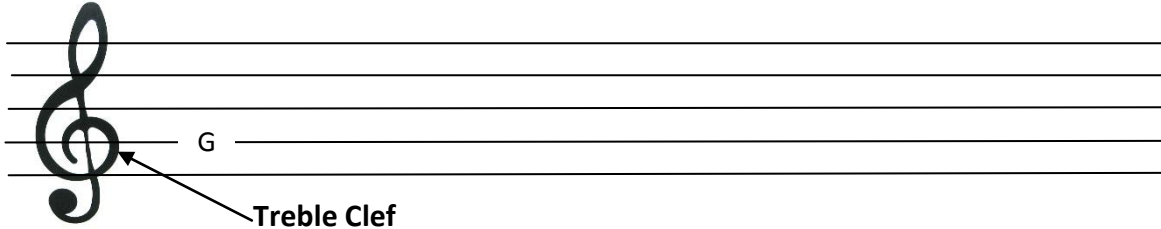
sharp  
bar line  
Da Capo  
spaces  
solfege syllables  
fermata  
meter

# Beginner Guitar Music Theory

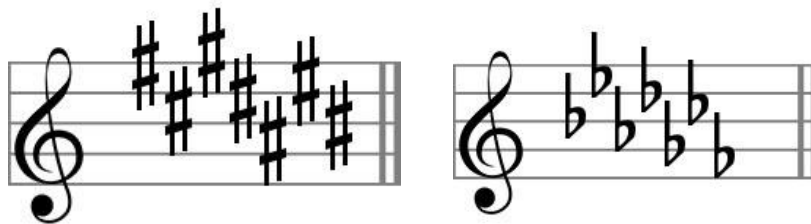
1. **Staff** – 5 lines in which music notes are written.





2. **Treble Clef** – sign used to denote G on the staff used in writing music for high instruments.



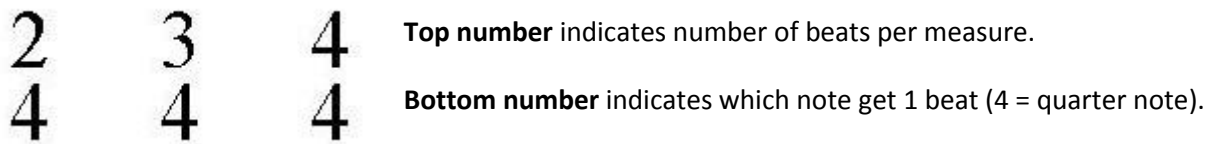
3. **Key Signature** - a group of sharps or flats found at the beginning of a music score that tell a musician which notes are to be sharpened or flattened.



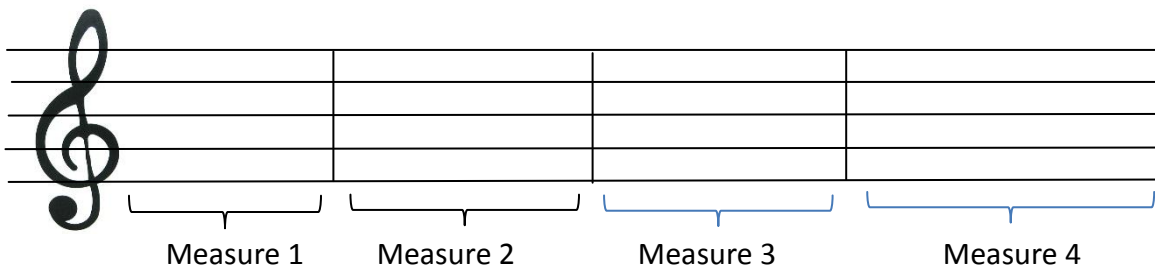
4. **Sharp** -  - a music symbol used to raise a pitch half a step.

5. **Flat** -  - a music symbol used to lower a pitch half a step.

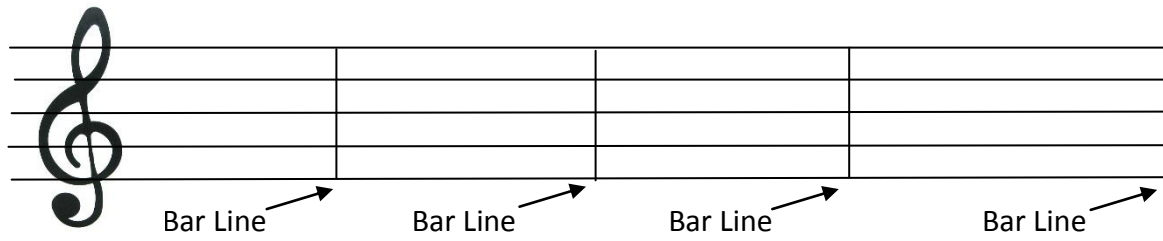
6. **Time Signature** – the two numbers at the beginning of a music score that denote the meter and which note will be the beat note. Common time signatures are



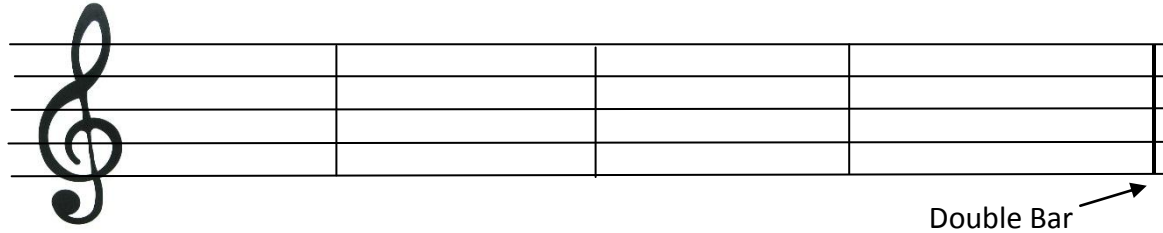
7. **Measure** – sections of the staff created by drawing bar lines on the staff.



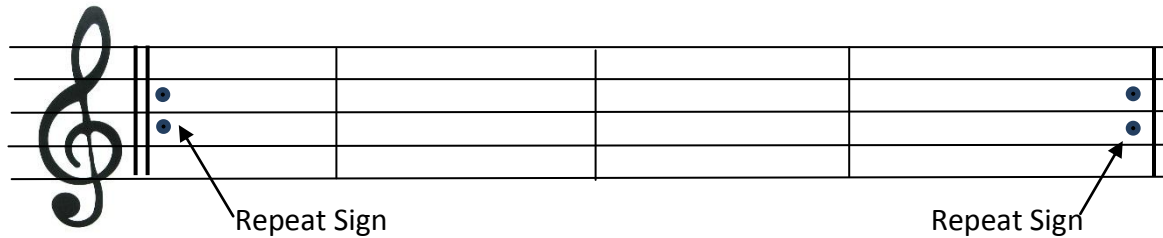
8. **Bar Line** – horizontal lines used to divide a staff into pieces.



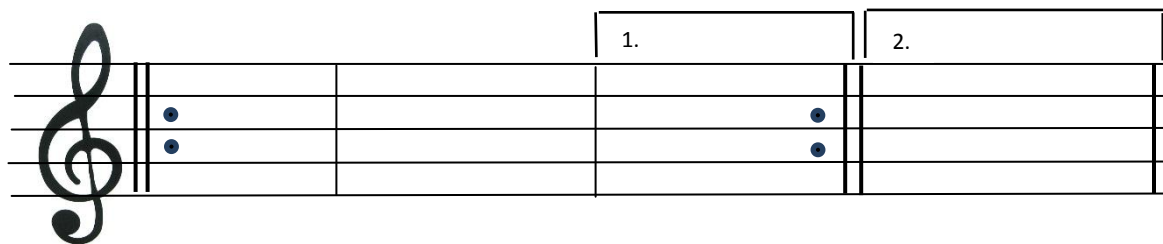
9. **Double Bar** – found at the end of a music score which tell a musician that the song is ended.



10. **Repeat Sign** – two dots at the end (sometimes beginning) of a music score that tell a musician to play the song twice.



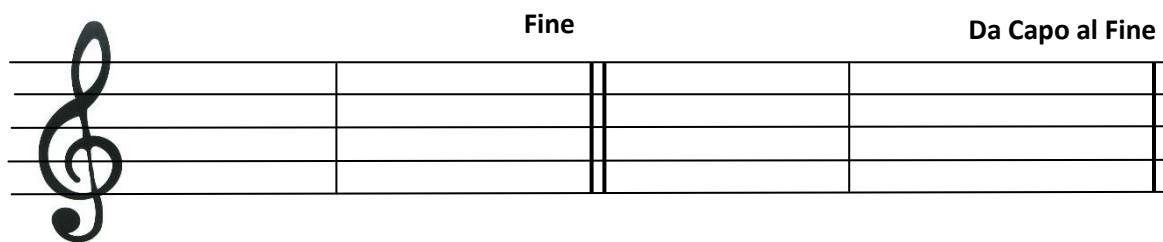
11. **1<sup>st</sup> and 2<sup>nd</sup> Endings** – found at the end of a song. Play into the 1<sup>st</sup> ending and repeat to the beginning or designated measure, then play into the second ending to finish the song.



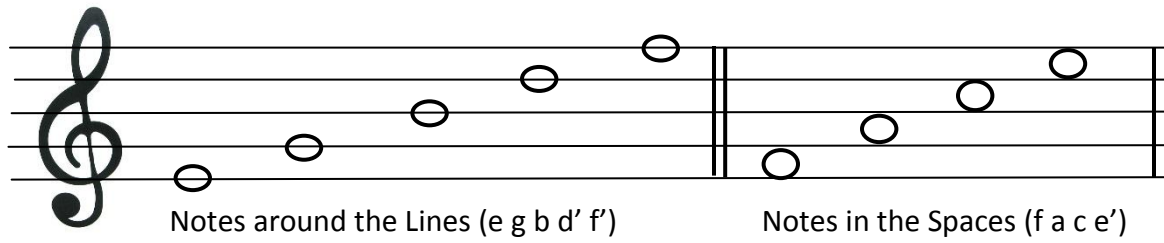
12. **Da Capo** – Italian words that mean “to the head” or to go to the beginning of the music.

13. **Fine** (fee-nay) – an Italian word that means “the end.”

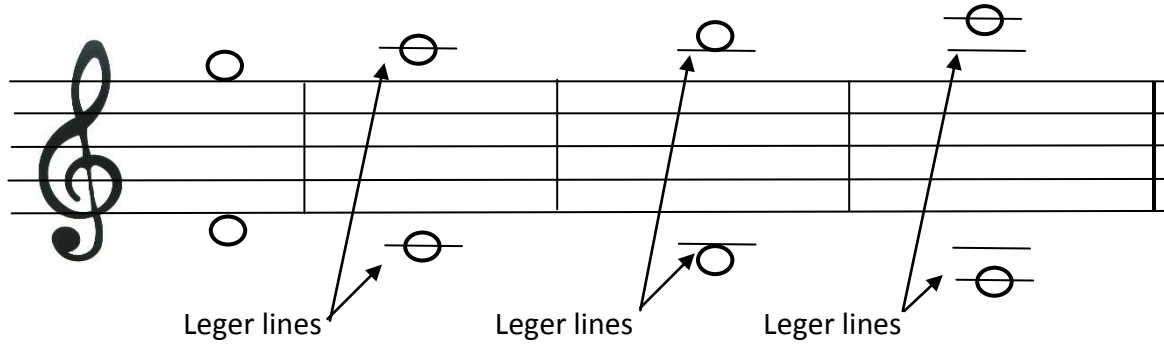
14. **Da Capo al Fine** – to go back to the beginning of a song and stop at the word “Fine.”



15. Lines and Spaces



16. Leger Lines – small vertical lines used to write notes above or below the staff.



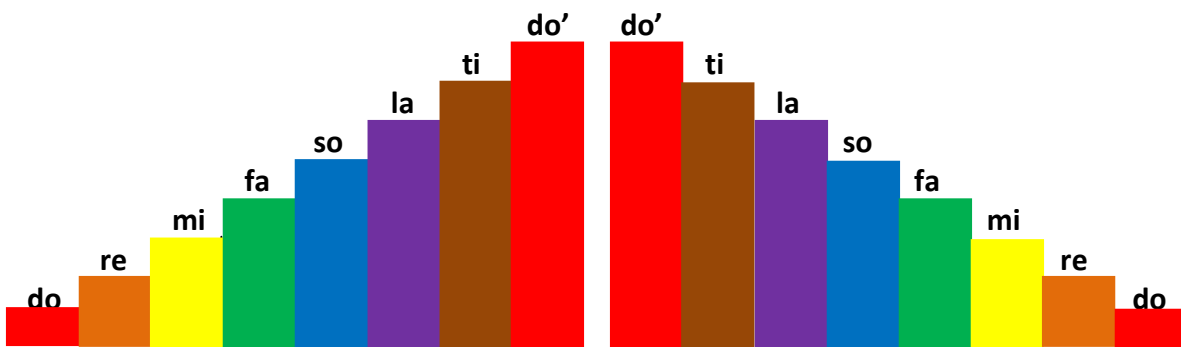
17. Descending – going in a downward direction.



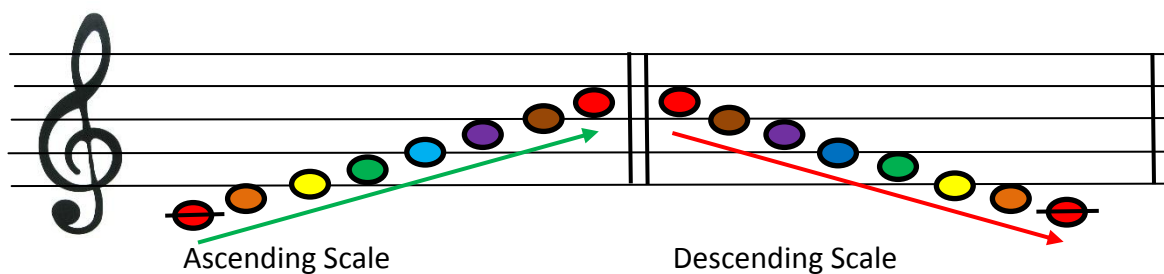
18. Ascending – going in an upward direction.



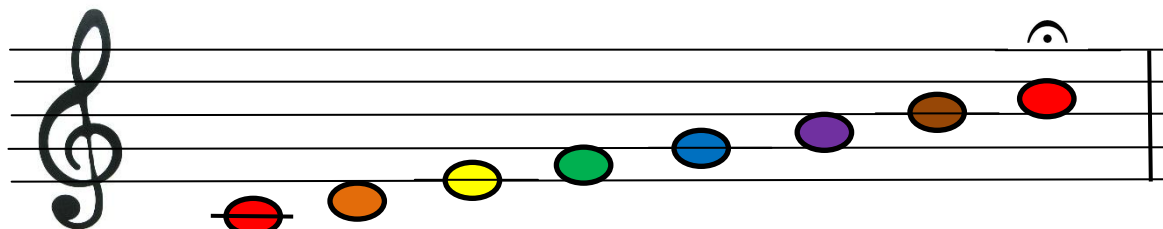
19. Solfege Syllables – consist of: do, re, mi, fa, so, la, ti, and high do'.



20. Scale – a group of 8 notes that ascend (go up) and descend (go down).

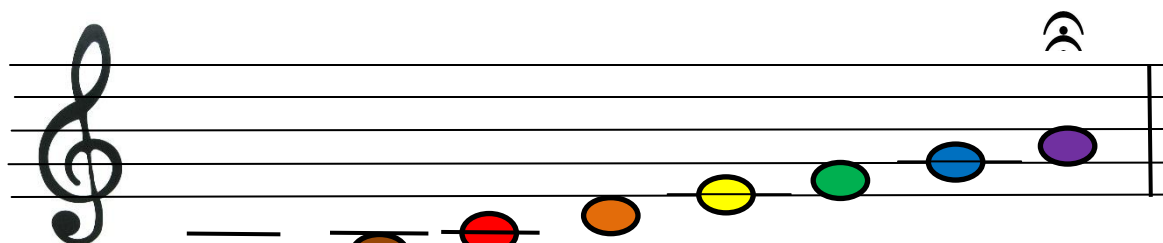


**21. Major Scale** – an 8 note scale made up the following letter names and solfege syllables:




**Letter names:** C D e f g a b c  
**Solfege syllables:** do re mi fa so la ti do'

**22. Natural Minor Scale** – 8 note scale made up the following letter names solfege syllables:



**Letter Names:** A B C D e f g a  
**Solfege Syllables:** la ti do re mi fa so la

**23. Fermata** –  - a musical symbol that means to keep playing the note until the conductor signals to stop.

**24. Round** – a song that is played with groups starting at different times. The song “Row, Row, Row Your Boat” is an example of a round.

**25. Beat** – a steady pulse.

Beats = | | | | | | | | | |

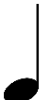



















**26. Metronome** - an instrument that produces steady beats.

**27. Meter** – grouping of beats by 2s, 3s, 4s, etc.

Beats = | | | | | | | | | |  
 Beats grouped by 2s = (1, 2)(1, 2) (1, 2) (1, 2) (1, 2) (1, 2)  
 Beats grouped by 3s = (1, 2, 3)(1, 2, 3) (1, 2, 3)(1, 2, 3)  
 Beats grouped by 4s = (1, 2, 3, 4) (1, 2, 3, 4) (1, 2, 3, 4)

## 28. Notes and Rests

<p><b>Quarter Note = one beat of sound</b></p>  <p>Say: "ta" Count: 1</p>	<p><b>Quarter Rest = one beat of silence</b></p>  <p>Whisper: "rest"</p>
<p><b>Eighth Note(s) = 1/2 beat of silence each</b></p> <div style="display: flex; justify-content: space-around;"> <div style="text-align: center;"> <p><i>with flags</i></p>  <p>Say: "ti - ti" Count: 1 - an</p> </div> <div style="text-align: center;"> <p><i>with beam</i></p>  <p>Say: "ti - ti" Count: 1 - an</p> </div> </div>	<p><b>Eighth Rest = 1/2 beat of silence each</b></p>  <p>Whisper: "ti - ti" Whisper: rest - an</p>
<p><b>Half Note - two beats of sound</b></p>  <p>Say: "ta-a" Count: 1-2</p>	<p><b>Half Rest - two beats of silence</b></p>  <p>Whisper: "rest-rest" Whisper: rest - 2</p>
<p><b>Dotted Half Note - three beats of sound</b></p>  <p>Say: "ta-a-a" Count: 1-2-3</p>	<p><b>Dotted Half Rest = three beats of silence</b></p>  <p>Whisper: "rest-rest-rest" Whisper: rest - 2 - 3</p>
<p><b>Whole Note = four beats of sound</b></p>  <p>Say: "ta-a-a-a" Count: 1-2-3-4</p>	<p><b>Whole Rest = four beats of silence</b></p>  <p>Whisper: "rest-rest-rest-rest" Whisper: rest - 2 - 3 - 4</p>
<p><b>Dotted Quarter-Eighth Notes = two beats</b></p>  <p>Say: "ta-a ti" Count: 1-2 an</p>  <p>Say: "ta-a ti" Count: 1-2 an</p>	
<p><b>Sixteenth Notes = 1/4 beat of sound each</b></p> <div style="display: flex; justify-content: space-around;"> <div style="text-align: center;"> <p><i>with flags</i></p>  <p>Say: "ta- ka- ti- ki" Count: 1 ee an uh</p> </div> <div style="text-align: center;"> <p><i>with beams</i></p>  <p>Say: "ta- ka- ti- ki" Count: 1 ee an uh</p> </div> </div>	<p><b>Sixteenth Rests = 1/4 beat of silence each</b></p>  <p>Whisper: "ta- ka- ti- ki" Whisper: rest-ee-an-uh</p>
<p><b>Dotted Eighth-Sixteenth Notes = one beat</b></p>  <p>Say: "tim-ka" Count: 1 uh</p>  <p>Say: "tim - ka" Count: 1 uh</p>	